

# TRANSFERMASTER PLUS

INTELLIGENT HOMECARE ADJUSTABLE BED



## Patented Pressure Reduction Design

Transfermaster Plus hi-lo bed meets the world's first 5 sections full features adjustable bed with hospital functions that doesn't have the hospital bed look.

## Equipped with High-Quality German Okin Motors


Designed To Meet NDIS & My Aged Care Requirements And The Assessment Of Occupational Therapists.




Help Us Discover What Is Achievable Together




# Designed To Meet NDIS & My Aged Care Requirements And The Assessment Of Occupational Therapist



**BEDHEAD**  
Attach both legs to the headboard and secure it to your bed frame for a classic look



**FOOTBOARD**  
Easy to attach and provides security for the person in bed



**DECK RAIL**  
Bedside Safety Guard Rail for Adults, Seniors, and Elderly



**COLLAPSIBLE FULL RAIL**  
Assisting Rail for Getting in & Out of Bed



**NOISE CANCELLATION**

- PADDED DECK DESIGN TO REDUCE NOISE
- WHISPER QUIET OKIN GERMAN BRAND MOTORS

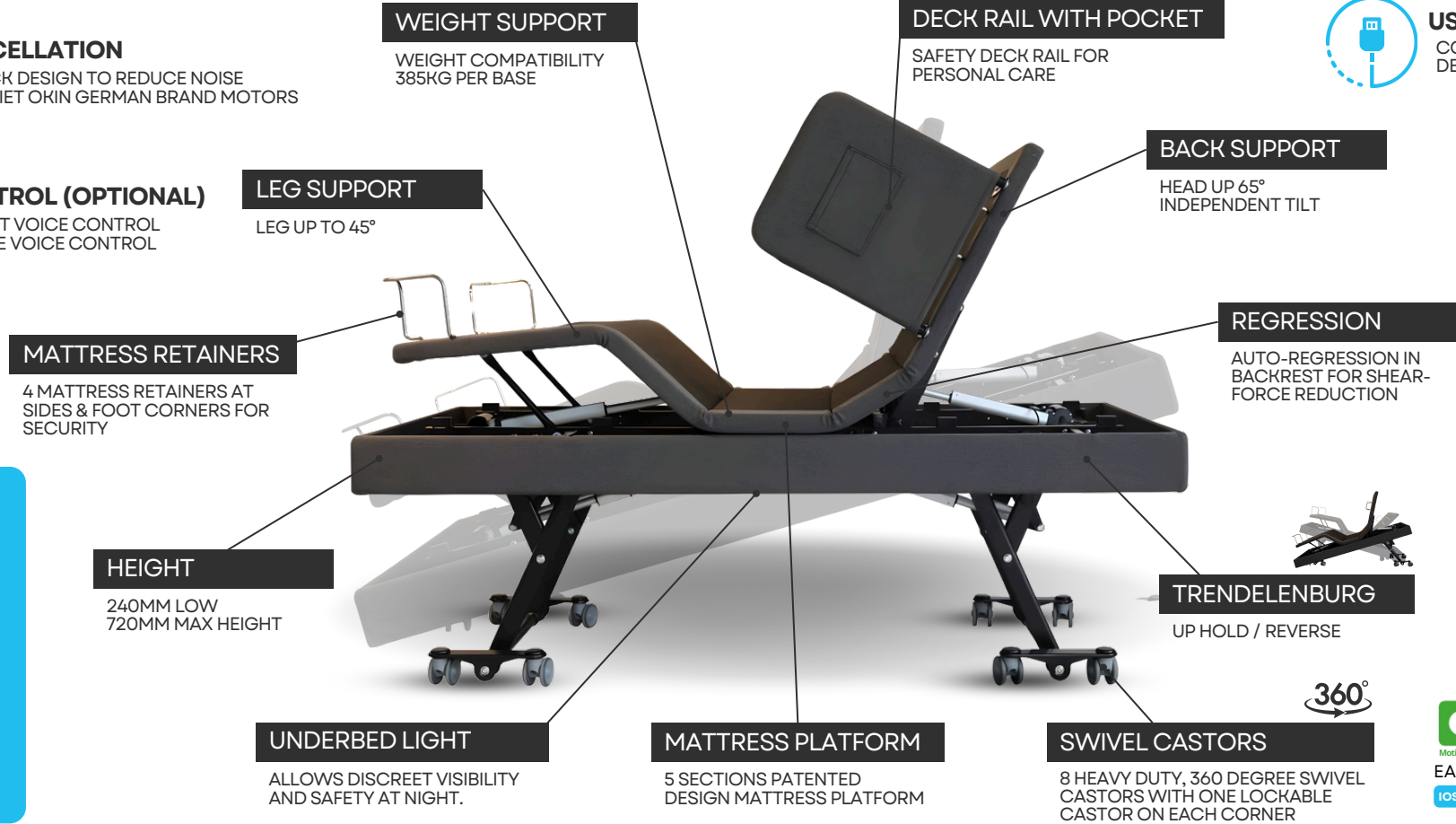


**VOICE CONTROL (OPTIONAL)**

- INDEPENDENT VOICE CONTROL
- SMART HOME VOICE CONTROL



**USB CHARGERS**  
CONVENIENT MOBILE DEVICE CHARGING

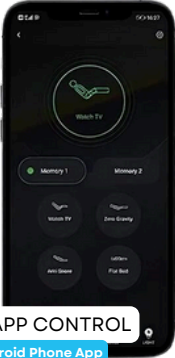


**WIRELESS REMOTE**



- ✓ Easy Touch
- ✓ One Touch Flat
- ✓ Zero Gravity
- ✓ Massage
- ✓ Comfort Settings
- ✓ Memory Settings

so|ace



**EASY APP CONTROL**  
IOS/Android Phone App

**MATTRESS OPTIONS**

Wide range of pressure relief mattress options 18-38cm

**AUTO REGRESSION**

Helps to reduce sacral pressure, shear forces and abdominal compression during bed profiling.

**EXIT SAFE**

One button press to Exit Safe preset position (flat & ergonomic) at the optimum height for user ingress/exit.

**Australian Manufacturing & Safety Compliant**

- ISO9000 Manufacturing
- ISO14001 Environmental
- TGA LISTED MEDICAL CLASS 1A
- AS/NZS 61558.2.16 2010 AUSTRALIAN ELECTRICAL SAFETY STANDARDS
- IEC 61558-1 AND IEC 61558-2 ELECTRICAL STANDARDS

# TRANSFERMASTER PLUS

Hospital bed features in the comfort of your home

## Specifications Support Surface

Size	Long Single
Overall length	2030 mm
Overall width	920 mm
Overall height	240 mm

## Specifications Support Surface

Size	King Single
Overall length	2030 mm
Overall width	1070 mm
Overall height	240 mm

## Specifications Support Surface

Size	Long Double
Overall length	2030 mm
Overall width	1370 mm
Overall height	240 mm

## Specifications Support Surface

Size	Queen
Overall length	2030 mm
Overall width	1530 mm
Overall height	240 mm

## Optional Extra

- Bedhead.
  - Footboard.
  - Half rail (collapsible).
  - Full rail (collapsible).
  - Emergency battery backup.
- [Collapsible for protection for those with a history of falling out of bed.]*

## Guarantee

- Real 25 year guarantee on bedframe, bed deck, electrics and motors.

## Technical Features

- 385kg safe working load.
- 240mm low height/ 720mm max-height.
- Wide range of pressure relief mattress options 180-380mm.
- 5 sections mattress platform.
- Back up to 65°, reduce pain & breathing difficulty.
- Leg up to 45°, improve blood circulation & arthritis.
- Auto-regression in backrest for shear-force reduction.
- Trendelenburg (pictured)/ reverse trendelenburg.
- Medical profile your body into over 1000 positions – One-touch flat sleep.
- Zero Gravity, multiple memory positions.
- Massage in various modes/strengths/timer.
- Underbed light.
- USB charger.
- Backlit wireless remote and APP Control via mobile devices.
- Knee Bend.
- Voice Control.
- Fall Proof Motors.
- Noise Cancellation padded deck design (reduce squeaking and noise).

## Standard Features

- Underbed lighting for fall prevention.
- 4 mattress retainers at sides & foot corners for security.
- 8 heavy-duty 380 degree swivel castors with one lockable castor on each corner.
- World's best German brand OKIN motors.
- Battery backup casing provided - rechargeable batteries others battery 6x18650.

Solace Sleep reserves the right to make changes without notice in design, specifications and models. The only warranty Solace Sleep makes is the written warranty extended on the sale or rental of this product.

For further information about this product or service, please contact us or visit our webpage

**CALL FREE: 1800 270 935**  
support@solacesleep.com.au

